


Pupil Workbook

Level 5 Week 4

Name: _____



ea



ea _____

1. Read the common exception words.

Colour the parts of the words you find tricky.

Mr Mrs

2. Write the common exception words.

Which is the tricky part of the word? Why is it tricky? Colour the tricky part in a different colour. Write the word two more times.

were there

3. Read and match.


Read these words and draw a line to match them to the correct picture. Add in sound buttons to help you.

stream

clean

read

treat



One of the words does not match a picture. Can you draw a picture to match the word?

How confident do you feel?



1. Read the sentences.

Tick the sentence that matches the picture.

Mums sits in her seat and reads a book about meat.

Mum can reach each book on the high shelf.

Mum is teaching Kit and Sam to read.



2. Spell the words.

Look at the picture, say the word and write each word down.



3. Spell the common exception words.

Read each common exception word. Cover them and write them three more times underneath.

were **there**

How confident do you feel?



1. Read the story.

Highlight all of the words that contain the /ee/ phoneme.

The Sea Park employs Jean to look after their seals.

Each day, after she has had a big sleep, she gets up and puts on her clean jeans and a green top. For a snack, she eats a peach and then she puts her boots on her feet. Jean gets the train to the park. She has a cheap ticket and likes to read her book on the train.

At the Sea Park, she has to sweep up, chop up heaps of meat and clean all of the seats.

After that, she has to feed the seals. She has lots of treats for them. They let out a squeal when they see her and they have to reach up high to get their treat.

2. Sort the words.

ee	ea

How confident do you feel?



1. Write the sentence your teacher says.

Think carefully about which graphemes to use to spell the words.

How confident do you feel?

























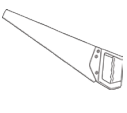

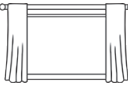












Focus: **ea** saying /ee/

ea

ee

1. Write your own silly sentence.

Use words containing the **ea** grapheme.

ay  pray	oy  boy	ie  tie	ea  leaf	a_e  cake	i_e  slide	o_e  bone	u_e  cube
u_e  flute	e_e  trapeze	ou  mouth	a  acorn	e  equal	i  lion	o  hotel	u  unicorn
ch  chef	ch  Christmas	ir  girl	ue  statue	ue  glue	y  sunny	aw  saw	au  autumn
ow  window	oe  toe	wh  wheel	c  city	g  gem	ph  dolphin	ea  bread	ie  shield
tch  witch	are  bare	ear  pear	ore  core	ew  screw	ew  stew		

2. Practise spelling the focus words.

Look and Say	Look, Say and Write	Cover and Write	Check
sea			
bead			
read			
seat			
meat			
heap			
treat			
least			
were			
there			